



TECHNICAL DATA

Syl

Sound insulation for floating floors

Product description and Technical Specification

..... mm acoustic insulation rolls, made of SBR (Stirene Butadiene Rubber) fibres and granules rubber compacted with a polyurethane binder in a hot process. The colour of the product is black and it is supplied in rolls m lenght, 1.00 m width. Density is 730 kg/m³ and the dynamic stiffness (s') is MN/m³.



- high density for special applications
- good acoustic insulation in reduced thickness
- long-lasting also in presence of water

PHYSICAL CHARACTERISTICS	Standard	Unit	3	4	5	6	8	10	Tolerance
Nominal thickness ⁽¹⁾	EN 12431	mm	3	4	5	6	8	10	± 20%
Length		m	20		10		8	6	± 5%
Width		m	1.00						± 1%
Density		kg/m ³	730						
Overall Superficial mass		kg/m ²	2.2	2.9	3.7	4.4	5.8	7.3	± 11%
Colour			black						

ACOUSTIC CHARACTERISTICS	Standard	Unit	3	4	5	6	8	10	Tolerance
Dynamic stiffness for dry application ⁽²⁾	EN 29052/1	MN/m ³	77	70	63	62	49	47	± 2
Improvement of impact insulation class (Δ IIC)	ASTM E 2179-03	dB	-	-	26	-	-	-	
Impact sound reduction improvement (ΔLw) - by laboratory test	EN ISO 10140	dB	-	-	22	-	-	-	
Impact sound reduction improvement (ΔLw) - calculated ⁽³⁾	EN 12354/2	dB	18	19	20	20	21	22	

TECHNICAL CHARACTERISTICS	Standard	Unit	3	4	5	6	8	10	Tolerance
Compression at strain 10%	EN 826	kPa	102	98	82	133	118	179	± 5%
Compression strain (dL - 250 Pa)	EN 12431	mm	2.8	4.0	5.2	6.0	7.9	9.7	
Compression strain (dF - 2000 Pa)	EN 12431	mm	2.7	3.9	5.1	5.8	7.8	9.6	
Compression strain (dB - 50000 → 2000 Pa)	EN 12431	mm	2.6	3.9	5.1	5.8	7.7	9.5	
Hardness	DIN 53505	Shore A	40						
Thermal conductivity coefficient (λ)	EN 12667	W/mK	0.12						
Fire grade	DIN 4102		B2						

PACKING AND STORING

Each pallet is wrapped and protected with waterproof polythene film. Inside storage is recommended to avoid possible wet storing

⁽¹⁾ Product thickness measured according to norm EN 12431 equal to the value of "Compression strain (dB - 50000 → 2000 Pa)"

⁽²⁾ Measurement executed in deviation from norm EN 29052-1, without applying plaster on the test piece

⁽³⁾ Value calculated with dynamic stiffness for dry-mount applications and a screed weight equal to 75 kg/m²

The suggestions and technical information given above represent our knowledge regarding the properties and the product's uses. ISOLGOMMA reserve the right to modify or update this data without prior notice. This document is the property of ISOLGOMMA and all rights are therefore reserved

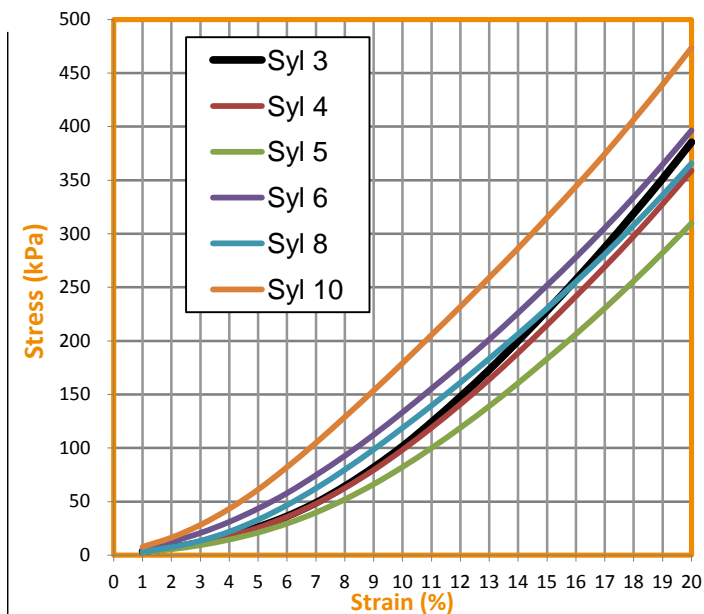


TECHNICAL DATA

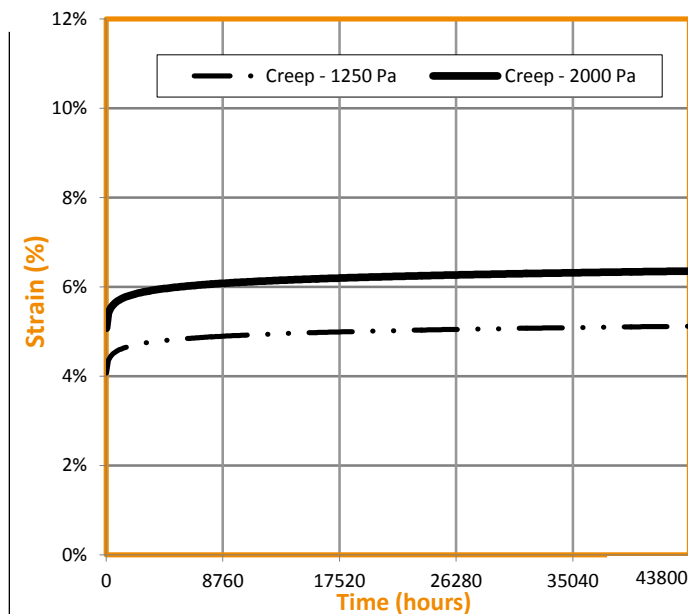
Syl

Sound insulation for floating floors

Determination of compression - EN 826 ⁽⁴⁾



Creep test - EN 1606 ⁽⁴⁾




⁽⁴⁾ The initial thickness of the product during testing is equal to the value of pag. 1 "Compression strain (dL - 250 Pa)"; use this value to evaluate the crush rate of the material according to the specified norm


INSTALLATION INSTRUCTIONS



Insulate the concave corners with the "Profile" strip by cutting it as shown in the drawing.



Lay down the insulation layer. Seal the roll border by using the adhesive stik tape.



Apply polyethylene layer with as protection film.



Melt the screed



Lay down the final floor covering (ceramic or wood).



When the flooring application is completed, cut the exceeding part of the edging strips.