



TECHNICAL DATA

Roll

Sound insulation for floating floors

Product description and Technical Specification

..... mm acoustic insulation rolls, made of SBR (Stirene Butadiene Rubber) fibres and granules rubber, compacted using a latex binder in a hot process. A blue synthetic, 90 g/m² non woven anti-stretch backing is applied on one side. The dimensions of the roll are: 500 cm length, 104 cm width including 4 cm adhesive side border for rolls overlapping during installation. The total mass surface is kg/m² and dynamic stiffness (s') is MN/m³.



PTB Version: waterproof non woven anti-stretch backing for liquid screed

- high acoustic insulation performance in reduced thickness
- quick, simple and precise laying of the product
- resistant to humidity

PHYSICAL CHARACTERISTICS	Standard	Unit	Roll 5	Roll 7	Roll 10	Tolerance
Nominal thickness ⁽¹⁾	EN 12431	mm	5	7	10	± 20%
Length		m	5,00			± 5%
Width (including 4 cm of the overlapping flap)		m	1,04			± 1%
Backing superficial mass		g/m ²	90 standard; 110 PTB			
Overall Superficial mass		kg/m ²	1,8	2,4	2,8	± 11%
Colour			black/blue			

ACOUSTIC CHARACTERISTICS	Standard	Unit	Roll 5	Roll 7	Roll 10	Tolerance
Dynamic stiffness (s')	EN 29052/1	MN/m ³	50	39	33	± 2
Dynamic stiffness for dry application ⁽²⁾	EN 29052/1	MN/m ³	29	20	18	± 2
Improvement of impact insulation class (Δ IIC)	ASTM E 2179-03	dB	22	24	27	
Impact sound reduction improvement (ΔLw) - by laboratory test	EN ISO 10140	dB	18	21	23	
Impact sound reduction improvement (ΔLw) - calculated ⁽³⁾	EN 12354/2	dB	24	26	27	

TECHNICAL CHARACTERISTICS	Standard	Unit	Roll 5	Roll 7	Roll 10	Tolerance
Compression at 10% strain	EN 826	kPa	1,64	2,36	4,18	± 5%
Compression strain (dL - 250 Pa)	EN 12431	mm	5,9	8,4	10,8	
Compression strain (dF - 2000 Pa)	EN 12431	mm	4,9	7,6	9,7	
Compression strain (dB - 50000 → 2000 Pa)	EN 12431	mm	4,4	7,0	9,0	
Thermal conductivity coefficient (λ)	EN 12667	W/mK	0,099			
Resistance factor to water vapour (μ)	EN 12086		10 standard; 5000 PTB			
Fire grade	2000/147/CE		F			

PACKING AND STORING

Each pallet is wrapped and protected with waterproof polythene film. Inside storage is recommended to avoid possible wet storing

⁽¹⁾ Product thickness measured according to norm EN 12431 equal to the value of "Compression strain (dB - 50000 → 2000 Pa)"

⁽²⁾ Measurement executed in deviation from norm EN 29052-1, without applying plaster on the test piece

⁽³⁾ Value calculated with dynamic stiffness for dry-mount applications and a screed weight equal to 75 kg/m²

The suggestions and technical information given above represent our knowledge regarding the properties and the product's uses. ISOLGOMMA reserve the right to modify or update this data without prior notice. This document is the property of ISOLGOMMA and all rights are therefore reserved

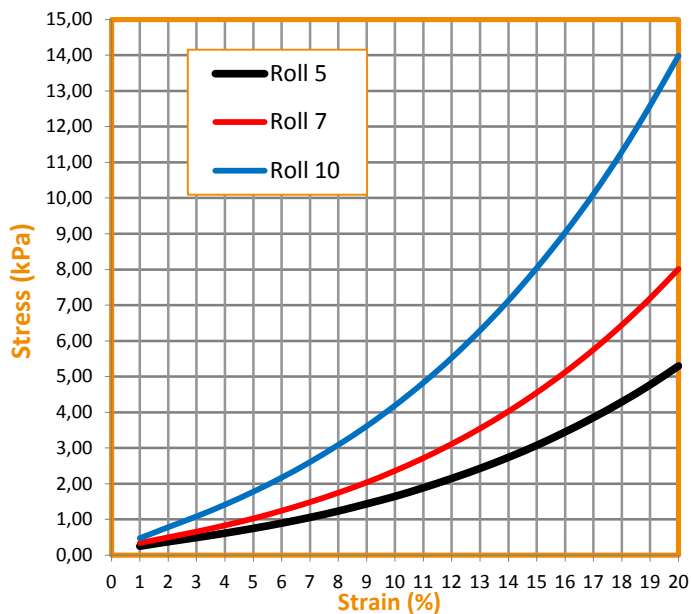


TECHNICAL DATA

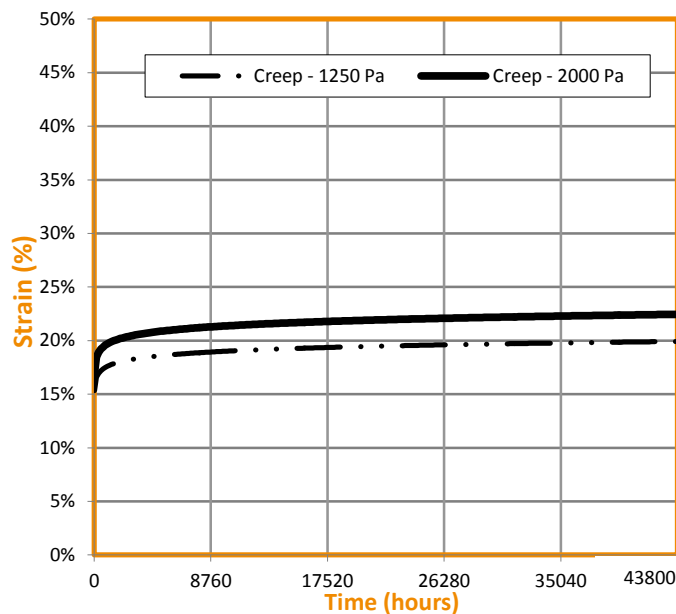
Roll

Sound insulation for floating floors

Determination of compression - EN 826 ⁽⁴⁾



Creep test - EN 1606 ⁽⁴⁾



⁽⁴⁾ The initial thickness of the product during testing is equal to the value of pag. 1 "Compression strain (dL - 250 Pa)"; use this value to evaluate the crush rate of the material according to the specified norm

INSTALLATION INSTRUCTIONS



Insulate the concave corners with the "Profile" strip by cutting it as shown in the drawing.




Lay down the insulation layer on the floor surface with the rubber granules turned on the bottom floor side.



Seal the roll jointing borders by the adhesive flap available on the roll border. To do it properly follow the dotted and continues lines indication.



Melt the screed



Lay down the final floor covering (ceramic or wood).



When the flooring application is completed, cut the exceeding part of the edging strips.