



TECHNICAL DATA

Roll

Acoustic insulation for floating floors

Technical specification

..... mm acoustic insulation rolls, made of SBR (Stirene Butadiene Rubber) fibres and granules rubber, compacted using a latex binder in a hot process. A blue synthetic, 90 g/m² non woven anti-stretch backing is applied on one side. The dimensions of the roll are: 500 cm lenght, 104 cm width including 4 cm adhesive side border for rolls overlapping during installation. The total mass surface is kg/m² and dynamic stiffness (s') is MN/m³.

PTB Version: waterproof non woven anti-stretch backing for liquid screed
RADIANT Version: heat reflex textile and increased vapour barrier properties



- **High acoustic insulation performance in reduced thickness**
- **Quick, simple and precise laying of the product**
- **Resistant to humidity**

PHYSICAL CHARACTERISTICS	Standard	Unit	Roll 5	Roll 7	Roll 10	Tolerance
Thickness ⁽¹⁾	EN 12431	mm	5	7	10	± 10%
Length		m	5,00			± 2%
Width (including 4 cm overlapping band)		m	1,04			± 1%
Backing superficial weight (standard, PTB, Radiant)		g/m ²	90 / 110 / 135			
Superficial weight		kg/m ²	1,8	2,4	2,8	± 10%
Colour			black/blue			

ACOUSTIC CHARACTERISTICS	Standard	Unit	Roll 5	Roll 7	Roll 10	Tolerance
Dynamic stiffness s'	EN 29052/1	MN/m ³	50	39	33	± 1
Dynamic stiffness (dry application) ⁽²⁾	EN 29052/1	MN/m ³	29	20	18	± 1
Impact sound pressure level attenuation ΔLw - laboratory test	EN ISO 10140	dB	19	21	23	
Impact sound pressure level attenuation ΔLw - calculated	EN 12354-2	dB	24	26	27	
Improvement of Impact Insulation Class ΔIIC	ASTM E 2179-03	dB	22	24	27	

TECHNICAL CHARACTERISTICS	Standard	Unit	Roll 5	Roll 7	Roll 10	Tolerance
Compression load (deformation 10%)	EN 826	kPa	1,64	2,36	4,18	± 5%
Thickness under load dL (250 Pa)	EN 12431	mm	5,9	8,4	10,8	
Thickness under load dF (2 kPa)	EN 12431	mm	4,9	7,6	9,7	
Thickness under load dB (50 kPa → 2 kPa)	EN 12431	mm	4,4	7,0	9,0	
Level for compressibility	EN 13162		CP2			
Thermal conductivity coefficient λ	EN 12667	W/m ² K	0,099			
Water vapour diffusion resistance factor μ	EN 12086		10 / 5000 PTB / 40000 RA			
Water vapour trasmission Sd	EN 12086	m	0.05 / 10 PTB / 20 RA			
Fire grade	EN 13501-1		F			

PACKING AND STORING

Each pallet is wrapped and protected with waterproof polythene film. Inside storage is recommended to avoid possible wet storing.

⁽¹⁾ Product thickness measured according to norm EN 12431 equal to the value of "Thickness under load dB (50 kPa → 2 kPa)"

⁽²⁾ Measurement executed in deviation from norm EN 29052-1, without applying plaster on the test sample

The suggestions and technical information given above represent our knowledge regarding the properties and the product's uses. ISOLGOMMA reserve the right to modify or update this data without prior notice. This document is the property of ISOLGOMMA and all rights are therefore reserved.

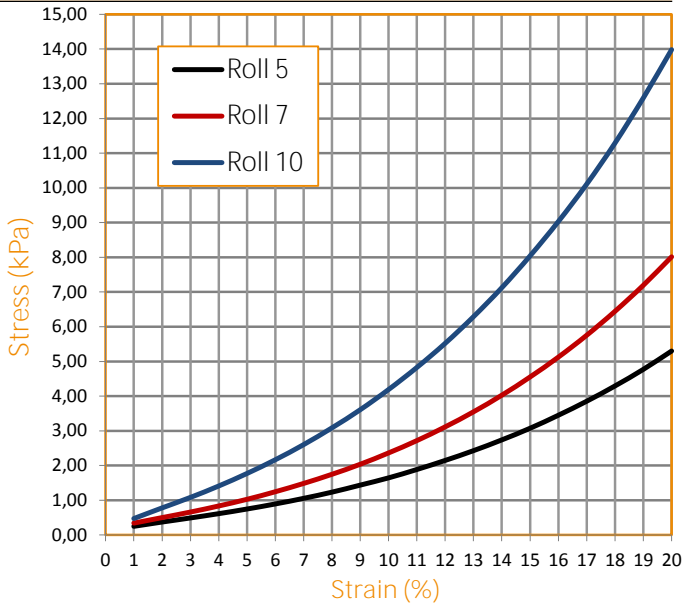


TECHNICAL DATA

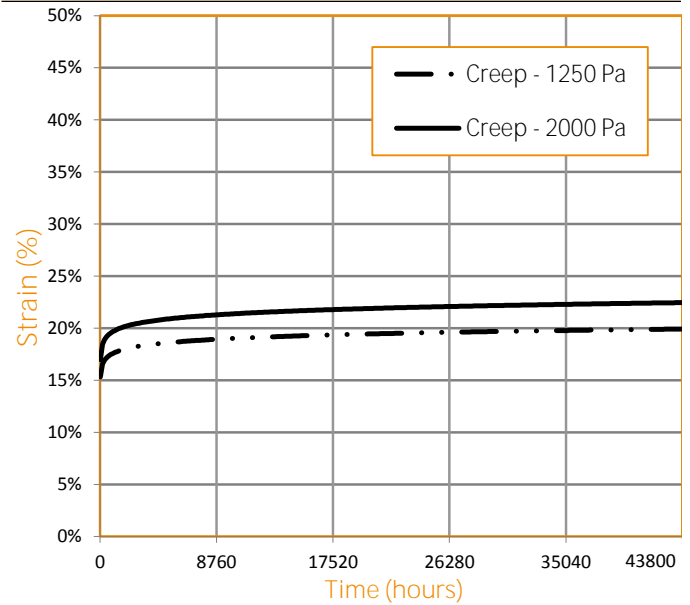
Roll

Acoustic insulation for floating floors

Compression behavior EN 826




Creep behavior EN 1606 ⁽⁴⁾




⁽⁴⁾ The initial thickness of the product during testing is equal to the value of pag. 1 "Thickness under load dL (250 Pa)"

INSTALLATION INSTRUCTIONS




Apply the adhesive strip to the wall and floor with particular attention in the corners



Install the acoustic mat with rubber granules facing down



Joint two adjacent mats using the pre-built adhesive tape and following the dashed lines



Build the screed



Install the floor finishing (ceramic or wood)



Cut the exceeding part of the edging strip