



TECHNICAL DATA


Megapoint

Vibration insulation

Product description and Technical Specification

Anti-vibration material supplied in panels, with a dimpled shape on one side with a thickness of 25 mm, produced using fibres and granules of SBR rubber (Stirene Butadiene Rubber), selected and compacted using a polyurethane glue in a hot process. A non-woven, non-stretch waterproof synthetic membrane is applied on one side of panel, for added protection; total superficial weight is 10 kg/m². Panels dimensions are m 1 lenght, m 1 width.

- High performance in reduced thickness
- Easy to lay
- Durable material



Area of application	Compression load	Deflection
Static range of use (static loads)	0,002 N/mm ²	5%
operating load range (static plus dynamic loads)	0,002 ÷ 0,04 N/mm ²	5% ÷ 30%
load peaks (short term, infrequent loads)	0,10 N/mm ²	40%

Area of application						specific load (N/mm ²)
Megapoint	Pad/Stripe	ME500	ME650	ME800	ME950	
						2,00
						1,20
						0,70
						0,35
						0,20
						0,10

PHYSICAL CHARACTERISTICS	Standard	Unit	Megapoint	Tolerance
Nominal thickness		mm	25	± 1
Length		m	1,00	± 0.01
Width		m	1,00	± 0.01
Superficial weight		kg/m ²	10,0	± 5%
Backing superficial mass		g/m ²	110	
Colour			black / red	

TECHNICAL CHARACTERISTICS	Standard	Unit	Megapoint	Tolerance
Stress at strain 10%	EN 826	N/mm ²	0,005	± 10%
Static Modulus of Elasticity (Es) - strain 10%	EN 826	N/mm ²	0,052	± 10%
Dynamic Modulus of Elasticity (Ed) - strain 10%	UNI 11059	N/mm ²	0,259	± 10%
Loss factor (η)	UNI 11059		0,148	± 10%

PHYSICAL AND CHEMICAL PROPERTIES	Standard	Megapoint	Tolerance
Temperature range of use		-20 °C / +110 °C	± 5%
Inflammability	EN 13501-1	E	

The suggestions and technical information given above represent our knowledge regarding the properties and the product's uses. ISOLGOMMA reserve the right to modify or update this data without prior notice. This document is the property of ISOLGOMMA and all rights are therefore reserved.

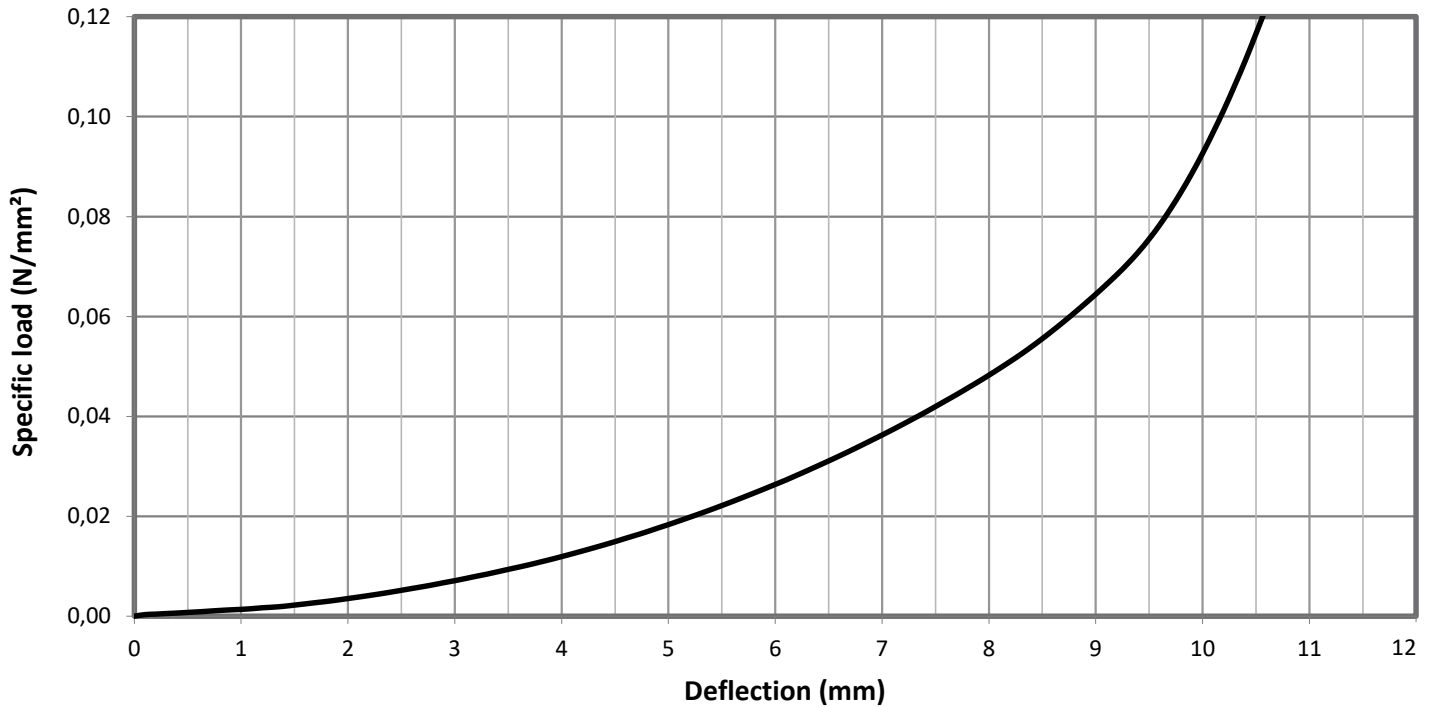


TECHNICAL DATA

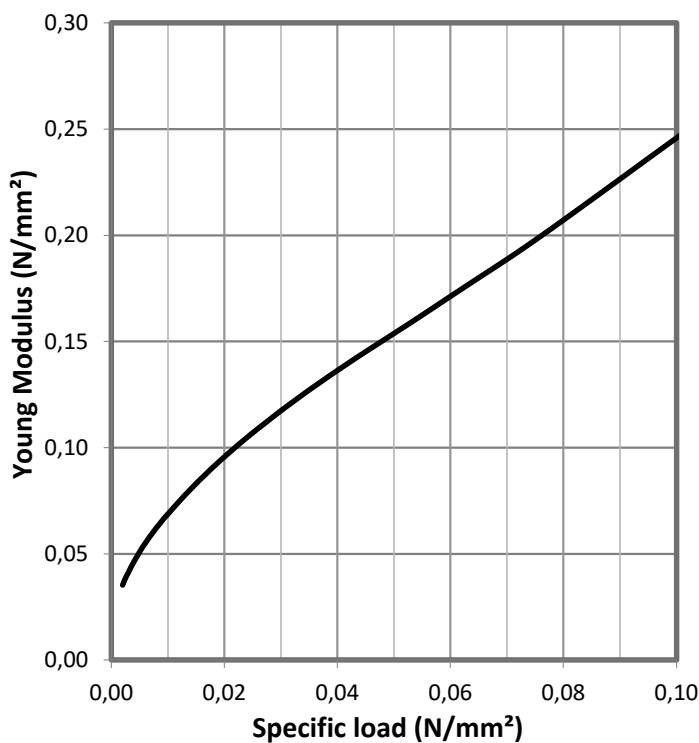
Megapoint

Vibration insulation

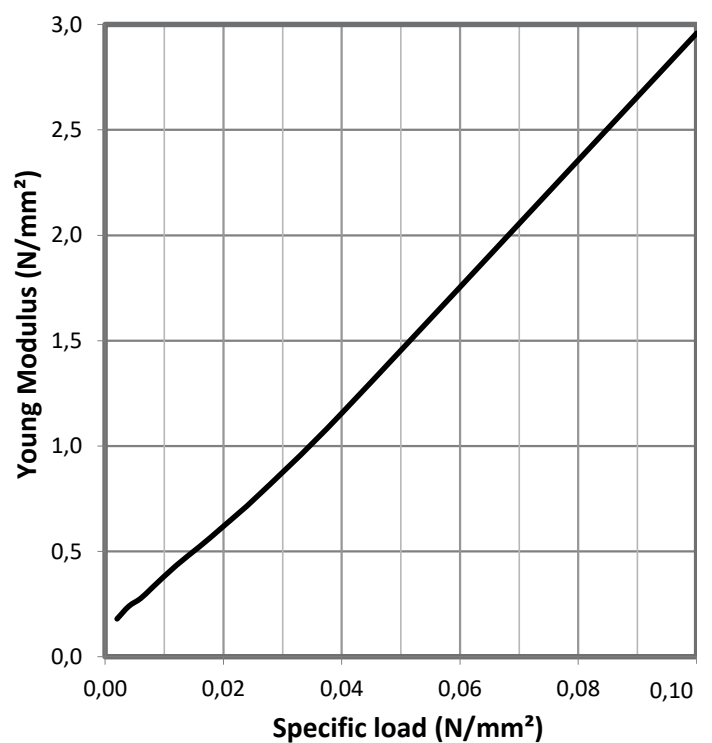
Load deflection curve



Static Modulus of Elasticity



Dynamic Modulus of Elasticity



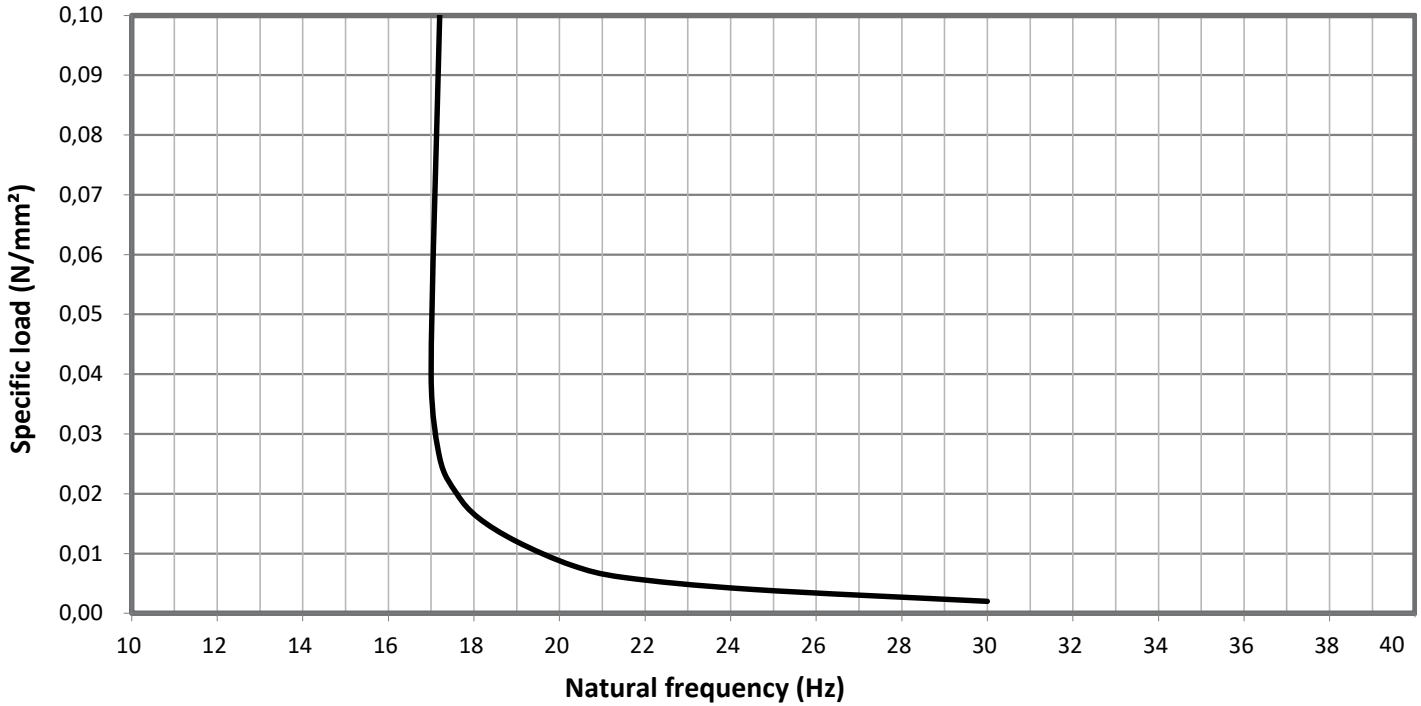


TECHNICAL DATA

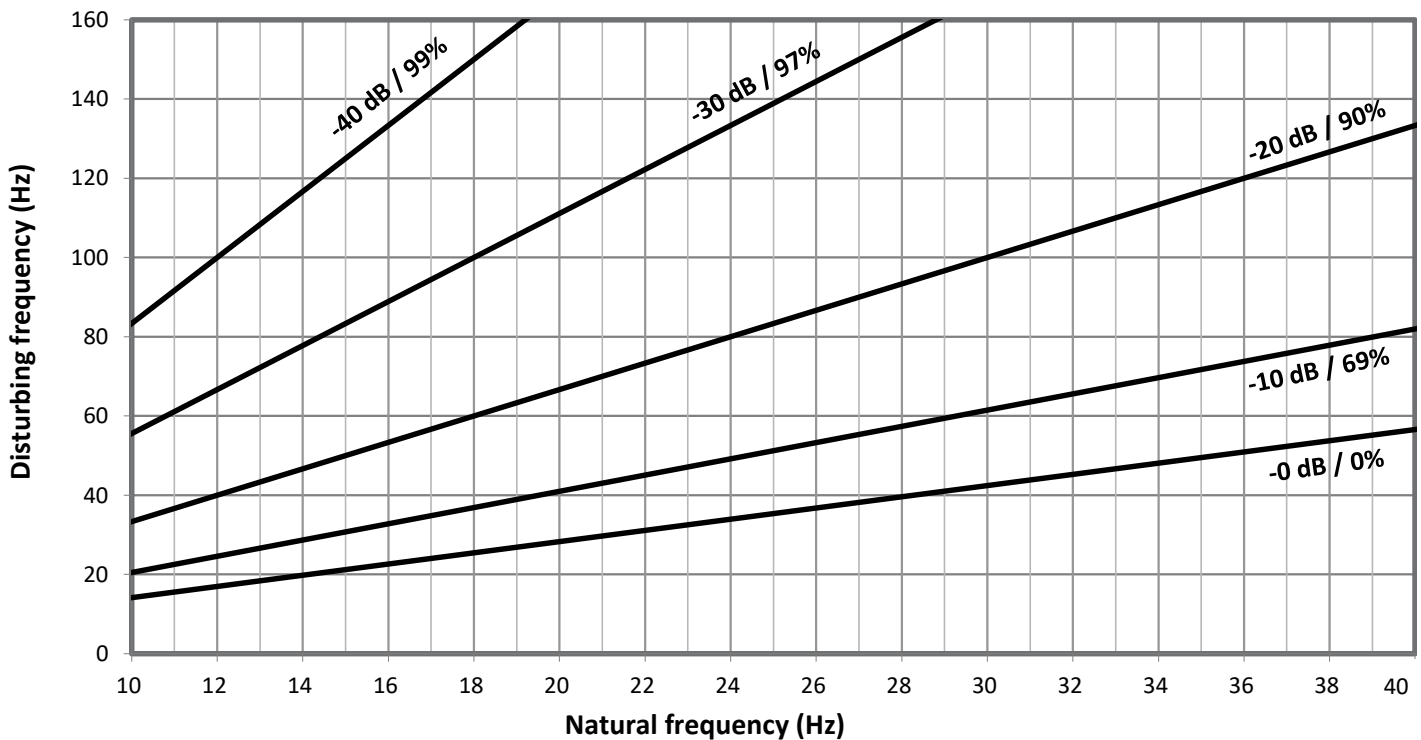
Megapoint

Vibration insulation

Natural frequency (Hz)



Vibration Isolation efficiency





TECHNICAL DATA

Megapoint

Vibration insulation

Laying instruction

Bearings



Place the Megamat plates or strips dry and place the machine on them.

Floating Base



Follow the installation instructions below.



1

Build the containment foundation pit, taking care that the surfaces of the base and sides are clean and free of bumps.



2

Lay the Megamat panels taking care of placing them without leaving gaps or cavities along the edges of the joints.



3

Seal the horizontal joints carefully with the Stik tape.



4

Glue the panels on the sides of the trench by smearing glue on the entire surface or distributed by spots, install the panels side by side without leaving gaps or cavities along the edges of the joints.



5

Seal vertical joints carefully with the Stik tape.



6

Build the concrete foundation in the pit directly on the Megamat layer.